



HD-EX330-KVM

**1080P HDMI™ Extender (100m)
with KVM**

*Follow us on Youtube
and Facebook*



USER MANUAL

www.orei.com

Table of Contents

Introduction	04
Features	05
Package Contents	05
Specifications	06
Operation Controls and Functions	08
Application Example	10

Thank you for purchasing this product

For optimum performance and safety, please read these instructions carefully before connecting, operating or adjusting this product. Please keep this manual for future reference.

Surge protection device recommended

This product contains sensitive electrical components that may be damaged by electrical spikes, surges, electric shock, lightning strikes, etc. Use of surge protection systems is highly recommended in order to protect and extend the service life of your equipment.

Registration Page

Please Activate your warranty by registering our product through the link below - <https://www.orei.com/pages/warranty-registration>

Technical Support

Need Help?

Our experienced Technical Support Team is here for you to answer your questions, give technical advice or help troubleshoot your project to get you installed on time and on budget. Call, email or chat with us now.

OREI Live Technical Support Hours

US team (US/Canada/Mexico): Monday-Friday, 9 a.m. - 5 p.m. Central Time

Support Email - info@orei.com | **Support Number** - 877-290-5530

Or

Chat Live on www.orei.com

Send us an instant message now. Our Technical Support Team will respond momentarily. Available during live support hours.

Introduction

The HD-EX330-KVM can extend HDMI video/audio signal up to 100m/328ft over CAT6/6a cable, achieving zero-delay and uncompressed long-distance transmission between the signal source and display device. Video resolution is up to 1080P@60Hz. It supports EDID copy pass-through on source and sink end, along with PoC and KVM extending synchronously. This multi-functional product can be widely applied in scenarios of large-screen demonstration, video conference, multimedia teaching and other occasions.



Features & Package Contents

1. Compliant with HDCP 1.4
2. Video bandwidth is 4.95Gbps
3. Video resolution is up to 1080p@60Hz, 1920x1200@60Hz, as specified in HDMI 1.3
4. Transmission distance can be up to 100m/328ft over CAT6/6a cable
5. Support KVM transmission
6. Support loop out on Transmitter
7. Support audio format up to LPCM 2.0CH
8. Support zero-delay transmission for video/audio signal
9. Support bi-directional PoC function
10. Support EDID copy pass-through on source and sink end

Package Contents

1.	HD-EX330-KVM Extender (TX)	1 pcs
2.	HD-EX330-KVM Extender (RX)	1 pcs
3.	12V/1A Multinational Power Supply	1 pcs
4.	User Manual	1 pcs

Specifications

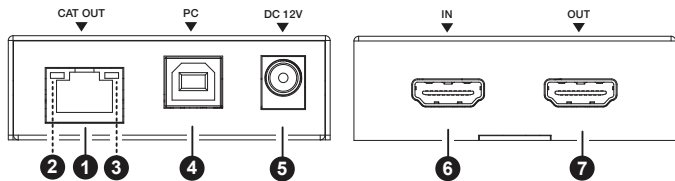
Technical	
HDMI Compliance	HDMI 1.3
HDCP Compliance	HDCP 1.4
Video Bandwidth	4.95Gbps
Video Resolution	Up to 1080p@60Hz, 1920x1200@60Hz
Color Space	RGB 4:4:4, YCbCr 4:4:4, YCbCr 4:2:2
Color Depth	8-bit
Audio Formats	LPCM 2.0
Transmission Distance	100m/328ft for 1080p@60Hz over CAT6/6a cable
ESD Protection	IEC 61000-4-2: ±8kV (Air-gap discharge) & ±4kV (Contact discharge)
Connection	
Transmitter	Input: 1× HDMI IN [Type A, 19-pin female] 1× PC [USB-B, 4-pin female] Output: 1× HDMI OUT [Type A, 19-pin female] 1× CAT OUT [RJ45]
Receiver	Input: 1× CAT IN [RJ45] Output: 1× HDMI OUT [Type A, 19-pin female] 1× Keyboard [USB-A, 4-pin female] 1× Mouse [USB-A, 4-pin female]

Specifications

Mechanical	
Housing	Metal Enclosure
Color	Black
Dimensions	Transmitter / Receiver: 90mm [W] × 68mm [D] × 22mm [H]
Weight	Transmitter: 167g; Receiver: 165g
Power Supply	DC 12V/1A
Power Consumption	PoC (TX->RX): 9.84W; PoC (RX->TX): 5.88W
Operating Temperature	0°C ~ 40°C / 32°F ~ 104°F
Storage Temperature	-20°C ~ 60°C / -4°F ~ 140°F
Operating Humidity	20%-80% relative humidity, non-condensing
Storage Humidity	10%-90% relative humidity, non-condensing

Operation Controls and Functions

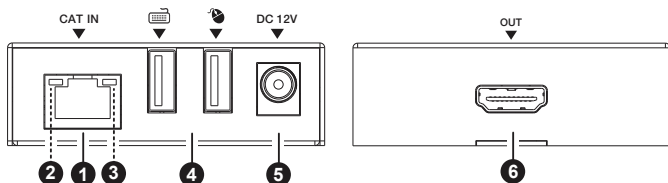
Transmitter Panel



No.	Name	Function Description
1.	CAT OUT	Connects to the CAT IN port on Receiver with CAT cable.
2.	Left LED (Green)	HDMI signal indicator. It will be on when HDMI input signal is detected.
3.	Right LED (Yellow)	Connection signal indicator. <ul style="list-style-type: none">• When TX and RX are connected and signal is transmitted, the LED will flash quickly.• When TX and RX are connected but no signal is transmitted, the LED will flash slowly.
4.	PC USB Host port	USB host port, connected to a PC.
5.	DC 12V	DC 12V/1A power input port, supporting PoC function.
6.	HDMI IN	HDMI signal input port, connected to HDMI source device such as DVD or computer host with HDMI cable.
7.	HDMI OUT	HDMI signal loop output port, connected to an HDMI display device such as TV or monitor with HDMI cable.

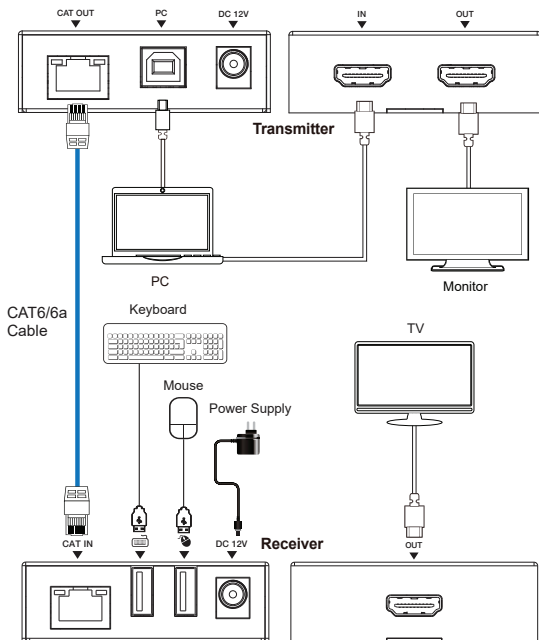
Operation Controls and Functions

Receiver Panel



No.	Name	Function Description
1.	CAT IN	Connects to the CAT OUT port on Transmitter with CAT cable.
2.	Left LED (Green)	HDMI signal indicator. It will be on when HDMI input signal is detected.
3.	Right LED (Yellow)	Connection signal indicator. <ul style="list-style-type: none">When TX and RX are connected and signal is transmitted, the LED will flash quickly.When TX and RX are connected but no signal is transmitted, the LED will flash slowly.
4.	Keyboard & Mouse	Two USB-A device ports, connected to keyboard and mouse. Note: Please provide power from the Receiver, if a high-power keyboard such as backlit keyboard is connected.
5.	DC 12V	DC 12V/1A power input port, supporting PoC function..
6.	HDMI OUT	HDMI signal output port, connected to an HDMI display device such as TV or monitor with HDMI cable.

Application Example



HDMI[™]
HIGH-DEFINITION MULTIMEDIA INTERFACE

The terms HDMI and HDMI High-Definition Multimedia interface, and the HDMI Logo are trademarks or registered trademarks of HDMI Licensing LLC in the United States and other countries.



**1080P HDMI™ Extender (100m)
with KVM**

HD-EX330-KVM

www.orei.com

© 2024